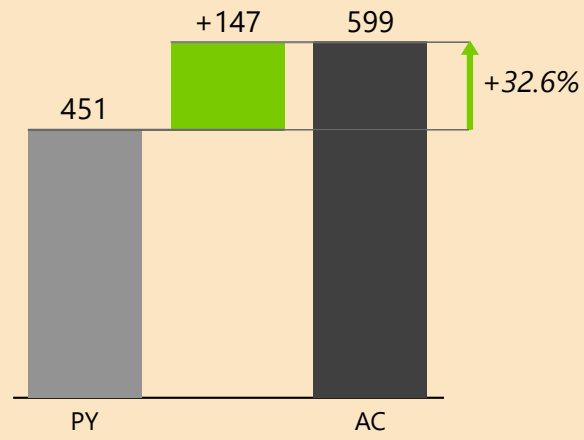
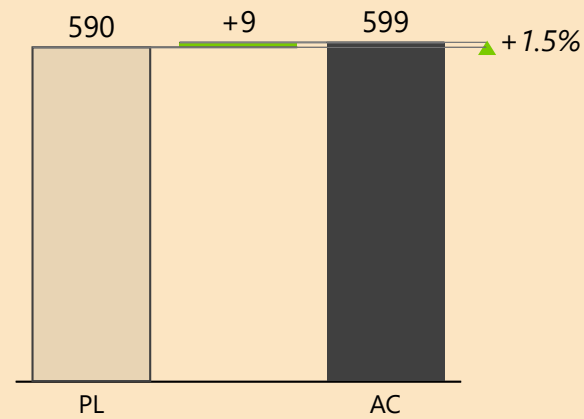




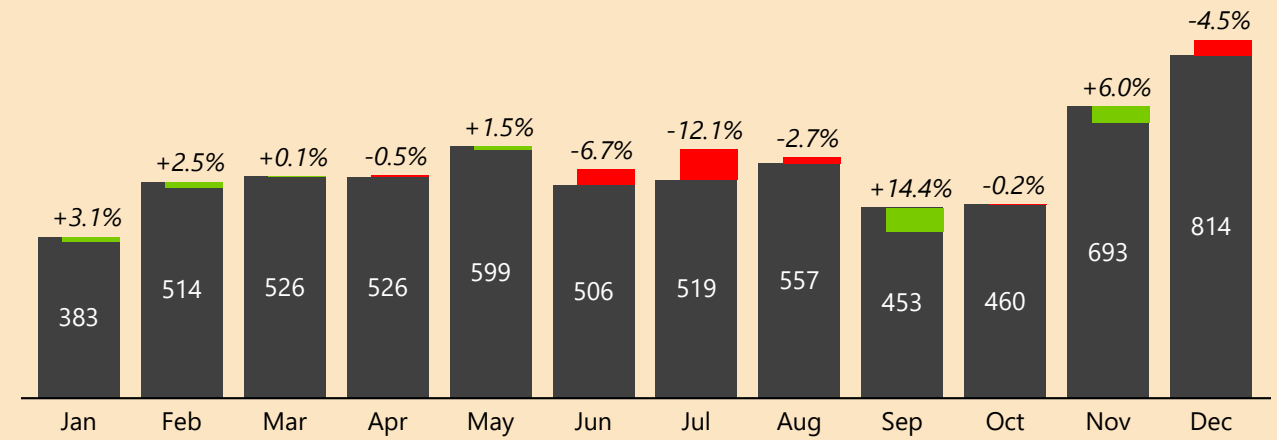
Actual vs Previous Year



Actual vs Plan



AC and PL by Month (in K)



AC, PY, PL (in K) by Group, Producten

	PL	AC ↓	ΔPL	ΔPL%
Birra L'Autentica	435	463	+29	+6.6
Birra 24 vaks krat	129	145	+16	+12.4
Birra 6 pack blik	115	110	-5	-4.0
Birra 6 pack fles	112	109	-3	-2.8
Birra SUB Vat	79	99	+20	+25.6
Birra Zero	152	132	-20	-13.0
Merchandise	3	3	+0	+1.4
Total	590	599	+9	+1.5

AC and PL (in K) by Supermarkt

	PL	AC	ΔPL ↓	ΔPL%
Hoogvliet	251	274	+23	+9.0
Dirk vd Broek	71	81	+10	+14.6
Edah	22	31	+9	+42.4
Aldi	17	12	-5	-27.0
Lidle	24	17	-7	-29.5
Deen	124	97	-28	-22.2
Others	81	87	+6	+6.9
Total	590	599	+9	+1.5

SALES REPORT

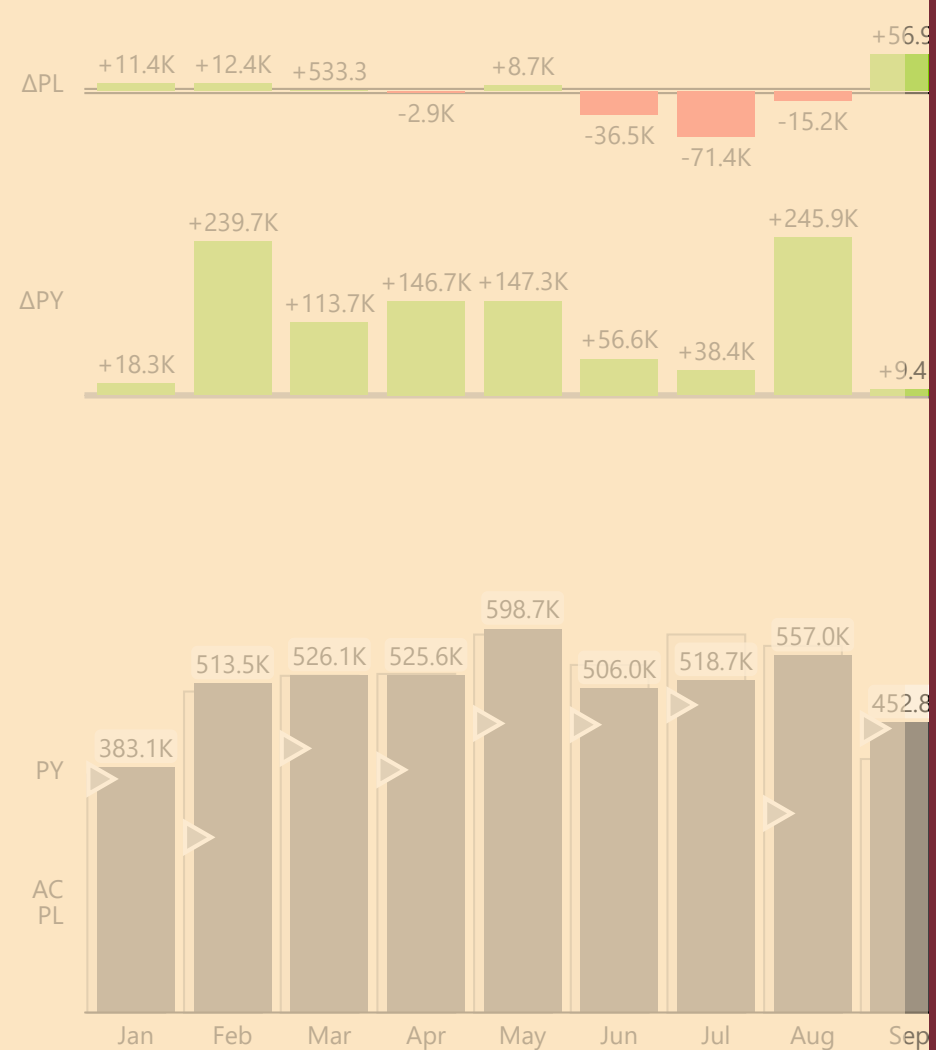
[HOME](#)
[ONS BIER](#)
[BROUWPROCES](#)
[ONZE GESCHIEDENIS](#)
[RECEPTEN](#)

[CLOSE FILTERS](#)


AC, PY, PL (in K) by Producten, Group

	PY	AC	PL	ΔPY ↓	ΔPL
Birra Zero	19	132	152	+113	-20
Birra zero 24 vaks krat	14	96	124	+82	-28
Birra zero 6 pack fles	3	35	27	+32	+8
Birra zero SUB Vat	1	1	1	+1	+1
Birra zero 6 pack blik	2	0	0	-1	+0
Birra L'Autentica	431	463	435	+32	+29
Birra SUB Vat	43	99	79	+56	+20
Birra 6 pack fles	75	109	112	+34	-3
Birra 6 pack blik	137	110	115	-26	-5
Birra 24 vaks krat	177	145	129	-32	+16
Merchandise	1	3	3	+2	+0
T-shirt	0	3	3	+3	0
Paraplu	0	0	0	+0	+0
Sjaal	1			-1	
Total	451	599	590	+147	+9

AC and PL by Month



DATE FILTERS

Period Calculation

All

Year

2020

Month

May

OTHER FILTERS

Group

All

Producten

All

Supermarkt

All

Region

All

KPI

Revenue

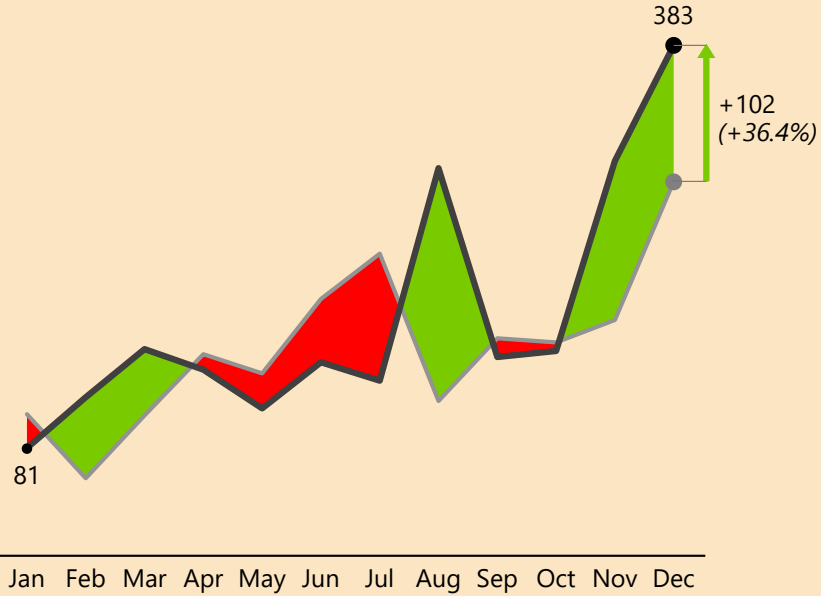
SALES REPORT

[HOME](#)
[ONS BIER](#)
[BROUWPROCES](#)
[ONZE GESCHIEDENIS](#)
[RECEPTEN](#)

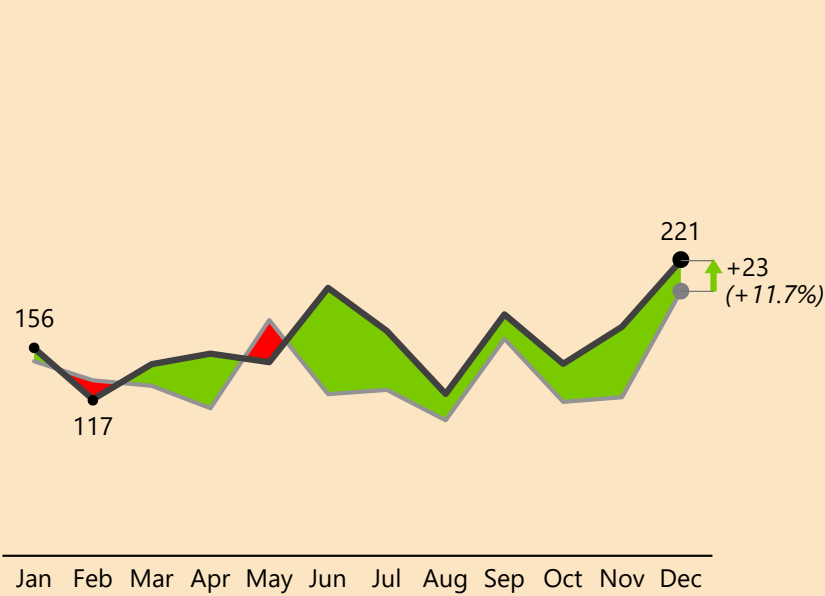

	Month			ΔPL	ΔPL%	YTD			ΔPL	ΔPL%
	PY	AC	PL			PY	AC	PL		
Birra L'Autentica	431	463	435	+29	+7	1,757	2,144	2,092	+52	+2
Birra SUB Vat	43	99	79	+20	+26	192	439	377	+61	+16
Birra 24 vaks krat	177	145	129	+16	+12	691	713	675	+38	+6
Birra 6 pack blik	137	110	115	-5	-4	556	604	603	+1	+0
Birra 6 pack fles	75	109	112	-3	-3	317	389	437	-48	-11
Merchandise	1	3	3	+0	+1	3	26	21	+5	+22
T-shirt	0	3	3	0	-4	0	21	19	+2	+12
Sjaal	1					1	2	1	+2	+207
Paraplu	0	0	0	+0	+97	2	2	2	+1	+45
Birra Zero	19	132	152	-20	-13	122	377	403	-27	-7
Birra zero 6 pack fles	3	35	27	+8	+29	84	137	108	+29	+27
Birra zero SUB Vat	1	1	1	+1	+83	1	24	19	+5	+28
Birra zero 6 pack blik	2	0	0	+0	+149	11	3	2	+1	+52
Birra zero 24 vaks krat	14	96	124	-28	-23	26	213	275	-62	-22
Total	451	599	590	+9	+1	1,881	2,547	2,517	+30	+1



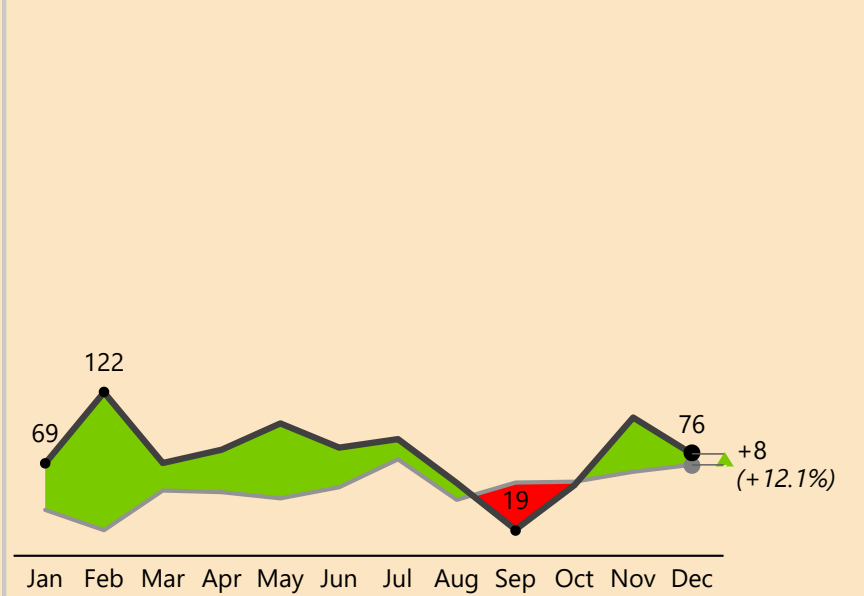
Birra 6 pack blik



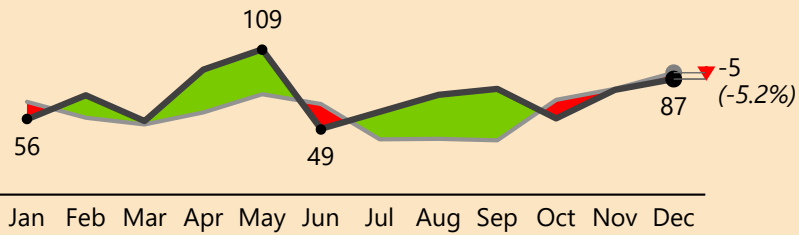
Birra 24 vaks krat



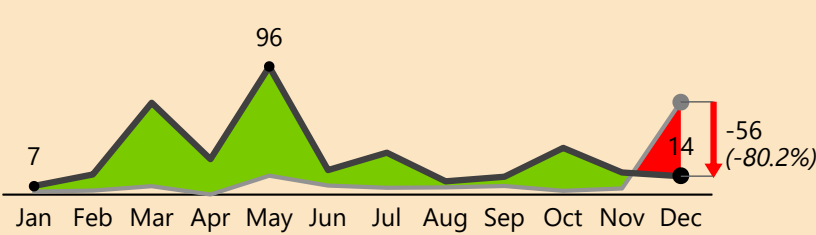
Birra SUB Vat



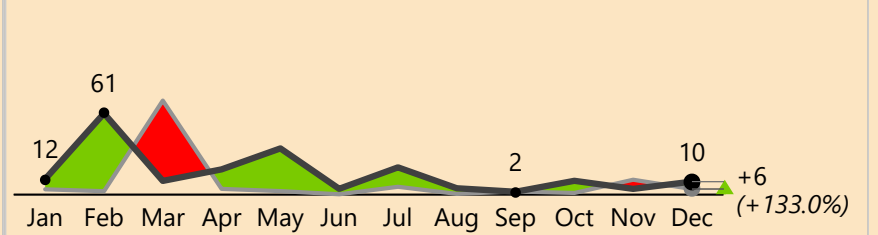
Birra 6 pack fles



Birra zero 24 vaks krat



Birra zero 6 pack fles



Birra zero SUB Vat



Birra zero 6 pack blik



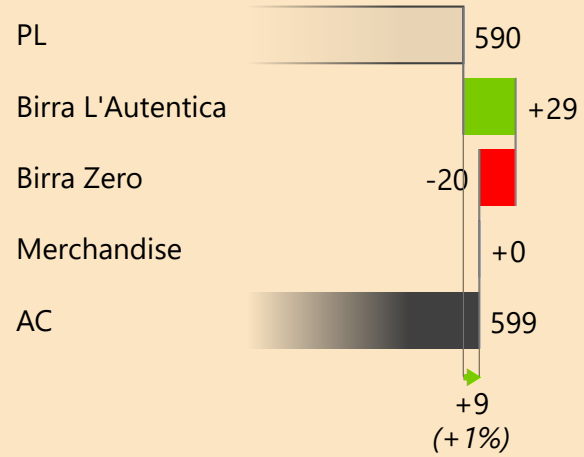
Others



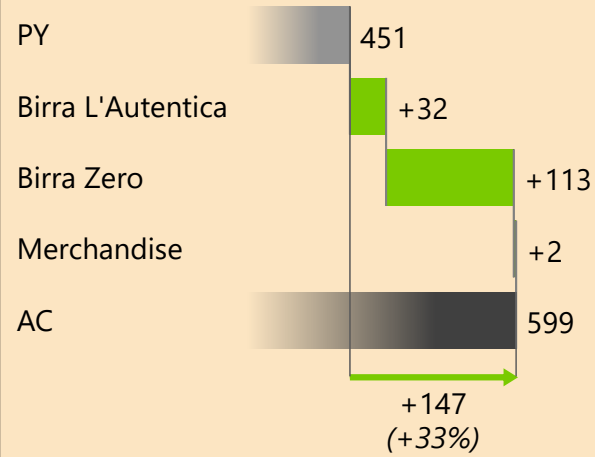


Click on a chart for more info

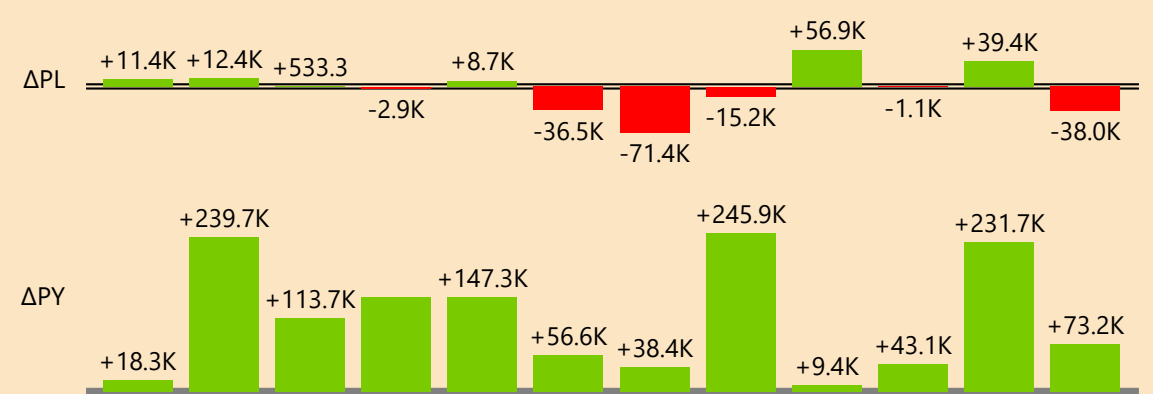
AC and PL by Division (in K)



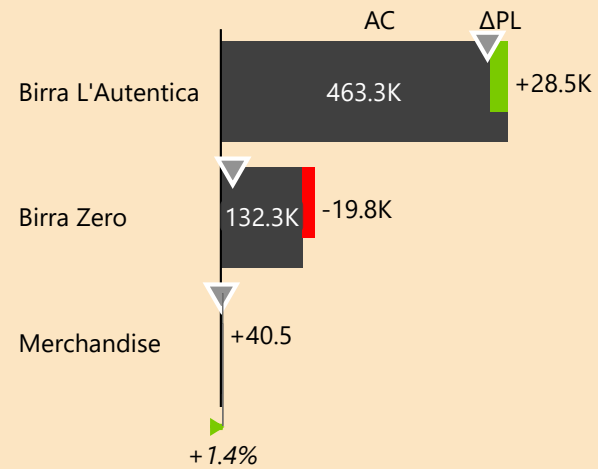
AC and PY by Division (in K)



AC and PL by Month



AC and PL by Division



AC and PY by Division

