

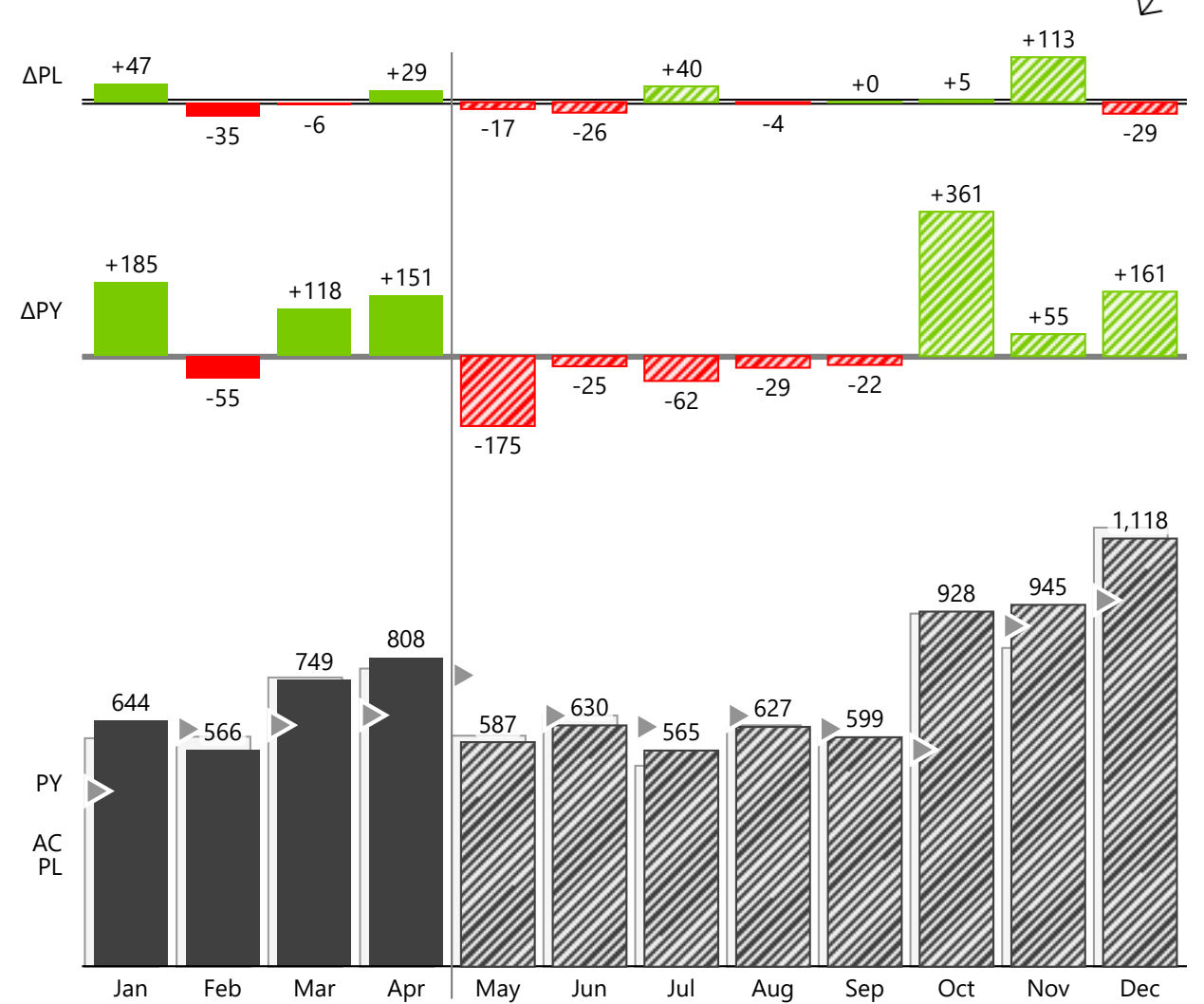


Global departments | Sales by product in KEUR | 2021 LY, AC, PL, FC, ▲LY, ▲PY

AC, PY, PL (in K) by Producten, Group (TP)

	PY ↓	AC	PL	ΔPY	ΔPL
Original	295	367	362	+72	+5
12 flesjes 0,25 liter	139	238	243	+99	-5
24 flesjes á 0,33 liter	94	68	53	-26	+16
6 blikjes 0,33 liter	62	60	66	-2	-5
4 blikjes á 0,33 liter		0	0	+0	+0
Total	295	367	362	+72	+5

AC and PL by Month (in K)



AC, PY, PL (in K) by Region (TP)

	PY	AC	PL	ΔPY ↓	ΔPL
North America	208	274	269	+66	+5
Europe	33	65	67	+31	-2
Middle East	0	6	5	+6	+2
LATAM		1	2	+1	0
Asia & Pacific	54	20	20	-33	+1
Total	295	367	362	+72	+5




Global departments | Sales by country in KEUR | 2021 LY, AC, PL, ▲LY, ▲PY

Month



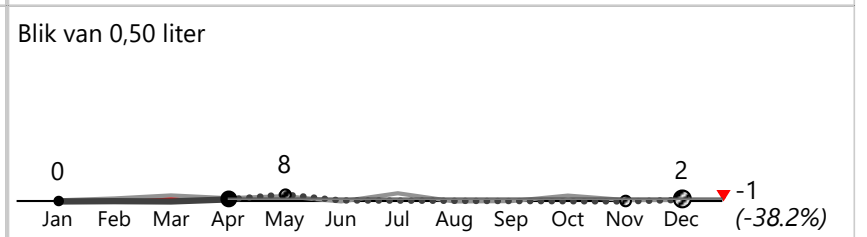
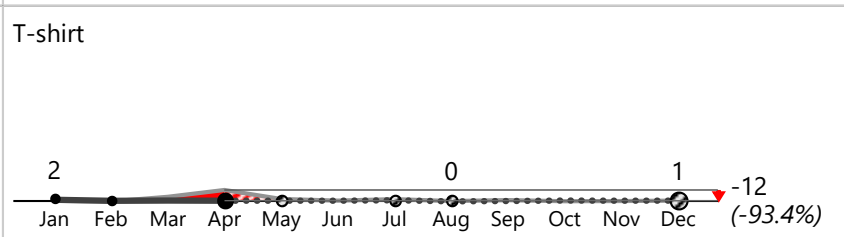
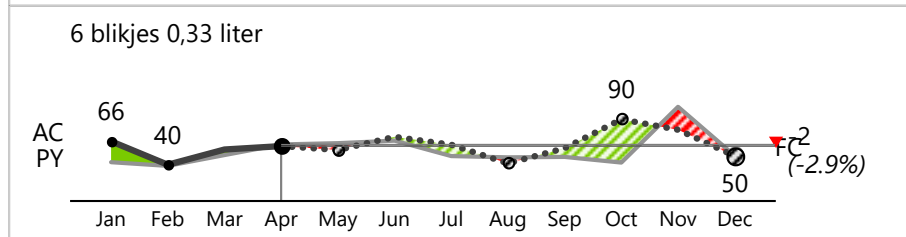
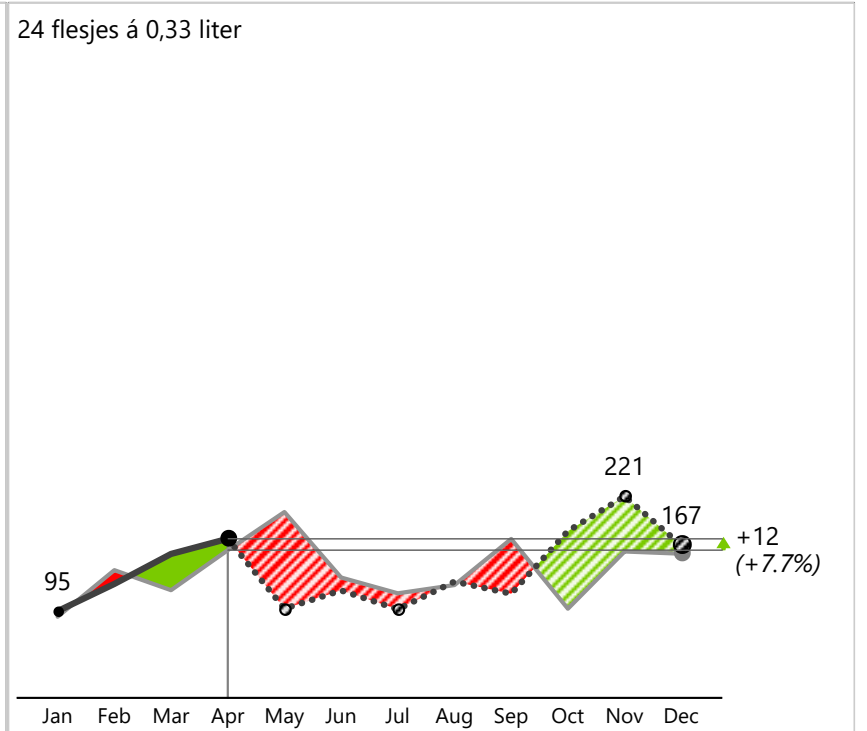
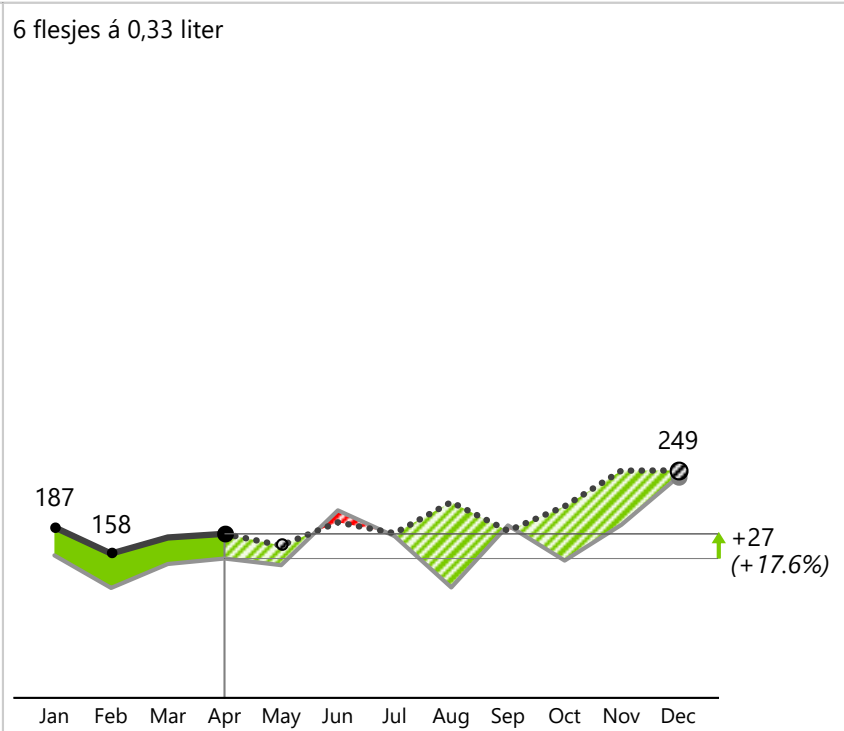
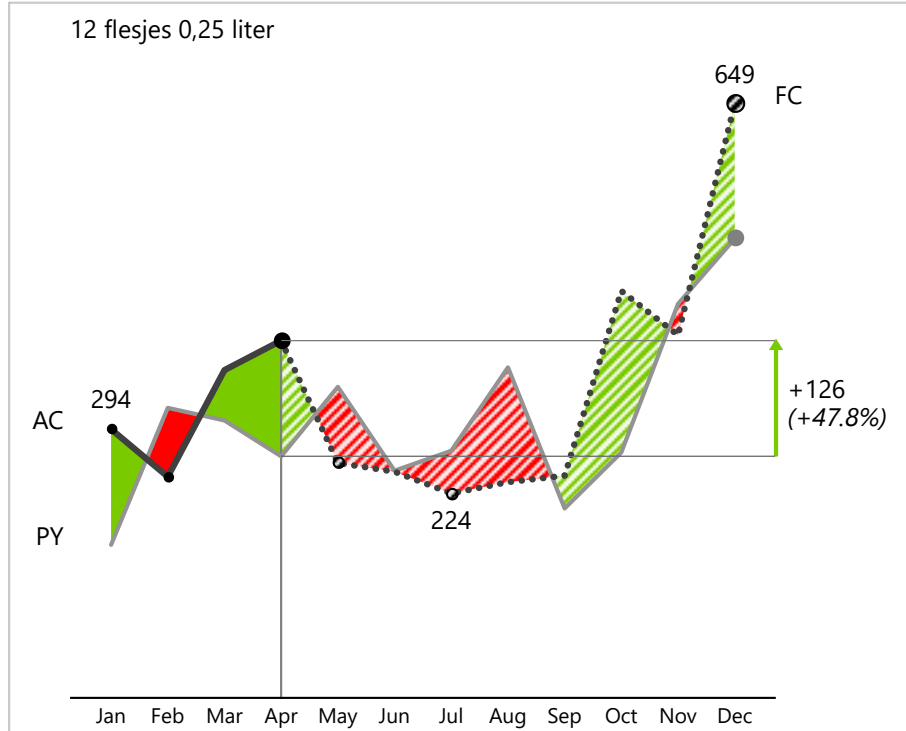
	PY	AC ↓	PL	ΔPL	ΔPL%
United States	115	140	155	-15	-10
Canada	36	41	38	+2	+6
Germany	34	35	25	+10	+42
United Kingdom	10	13	14	-1	-7
Denmark		11	12	-1	-7
Slovakia	7	10	13	-3	-22
China	19	9	5	+4	+90
Netherlands	1	3	2	+1	+59
Belarus		2	1	+1	+113
Switzerland	0	2	2	+0	+7
Saudi Arabia	0	2	1	+0	+36
Austria		1	1	+0	+85
Belgium	1	1	0	+0	+20
Brazil	2	0	0	+0	+16
Mexico	3	0	0	0	-35
Others	1	0	0	+0	+29
Total	231	271	271	+1	+0


YTD

	PY	AC	PL	ΔPL	ΔPL%
United States	421	430	426	+4	+1
Canada	188	245	263	-17	-7
Germany	103	91	76	+16	+21
United Kingdom	27	39	37	+2	+7
Denmark	13	25	22	+3	+13
Slovakia	10	17	17	-1	-3
China	45	52	50	+3	+6
Netherlands	7	4	3	+1	+33
Belarus	6	13	9	+4	+45
Switzerland	17	9	9	0	-2
Saudi Arabia	1	6	6	+0	+7
Austria	1	6	4	+2	+48
Belgium	2	13	10	+3	+28
Brazil	0	9	6	+4	+65
Mexico		6	4	+2	+58
Others	65	9	9	0	-1
Total	907	975	949	+26	+3



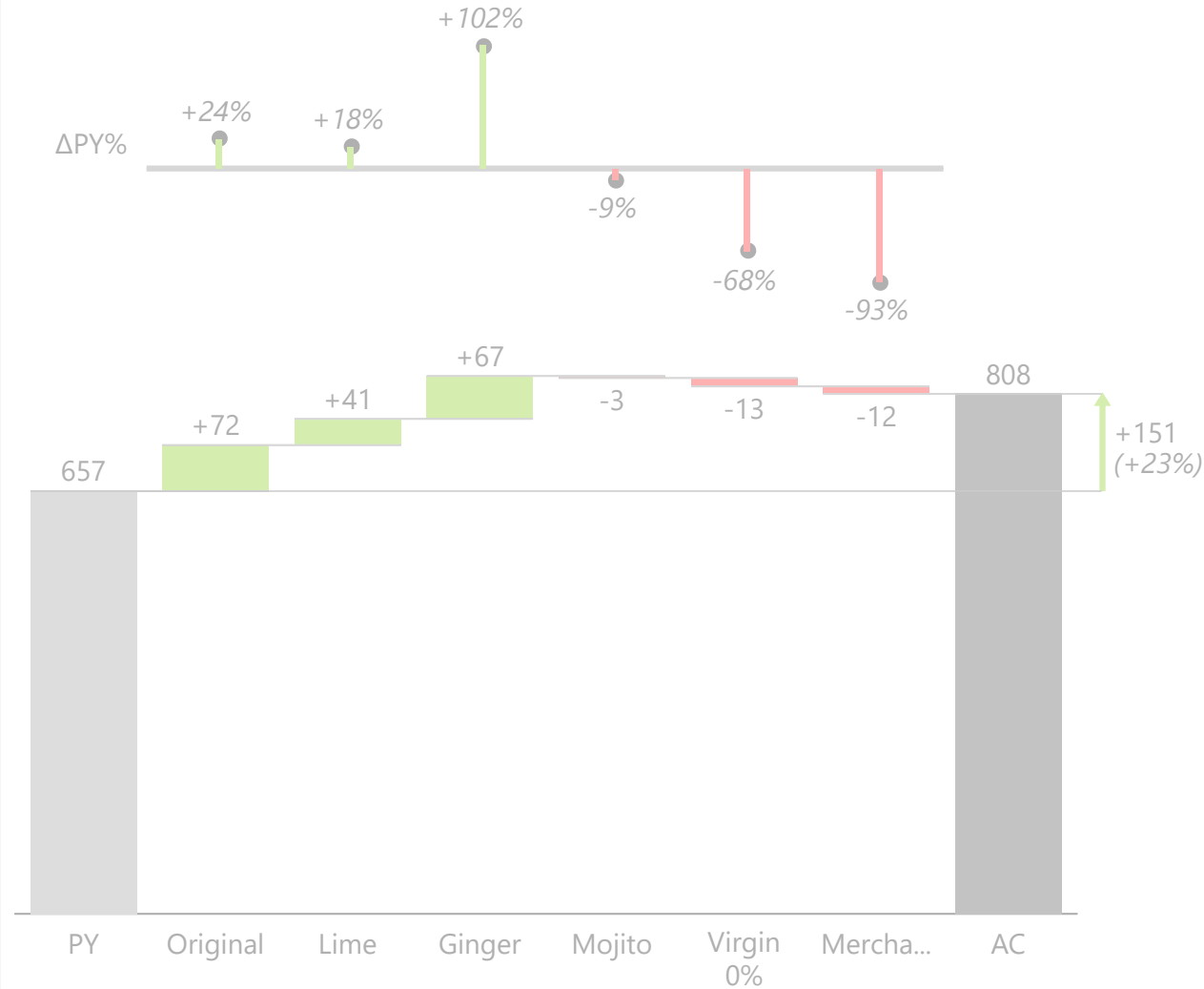
Global departments | Sales by product in KEUR | 2021 LY, AC, FC



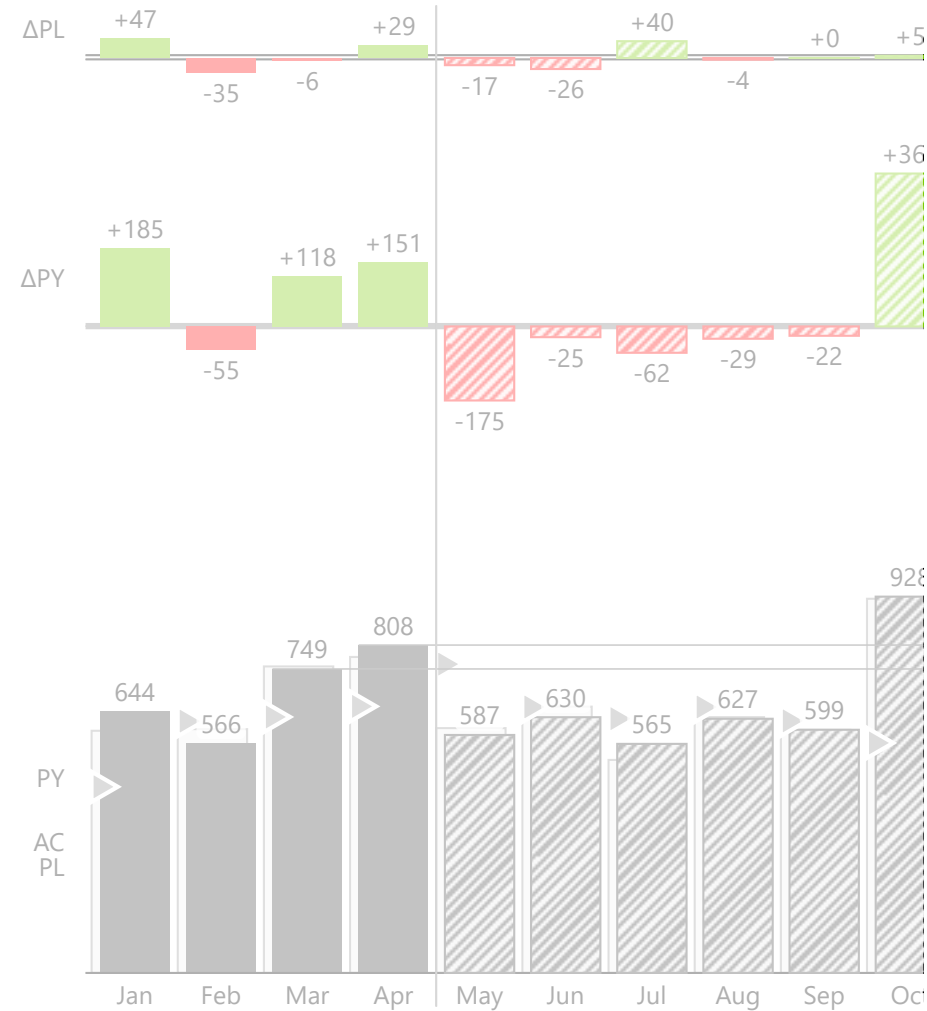


Global departments | Sales by division in KEUR | 2021 LY, AC, PL, FC, ▲LY, ▲PY, ▲FC

AC and PY by Division (in K)



AC and PL by Month (in K)



DATE FILTERS

Period Calculation

All

Year

2021

Month

Apr

OTHER FILTERS

Group

All

Producten

All

Supermarkt

All

Region

All

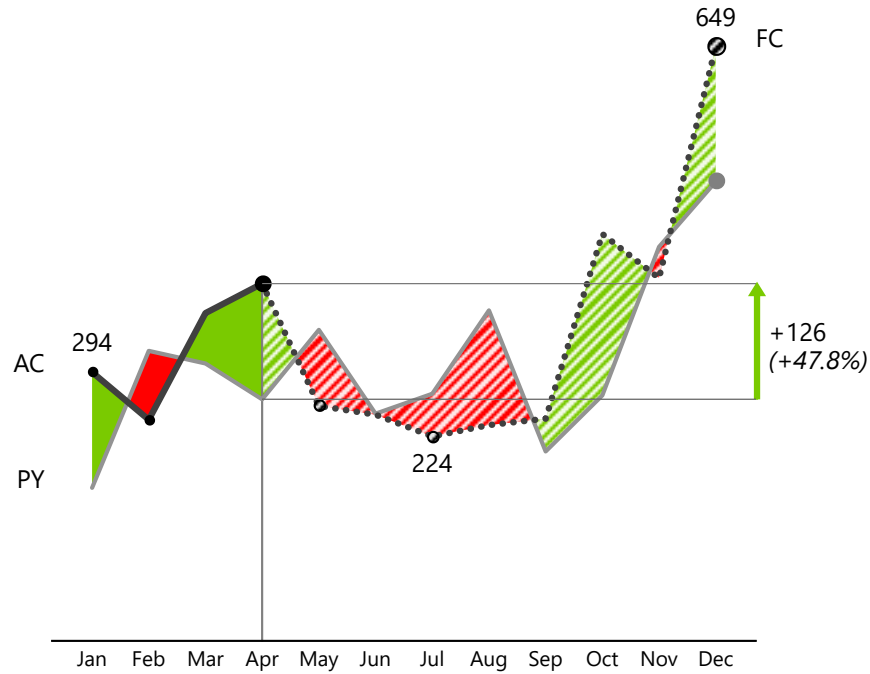
KPI

All

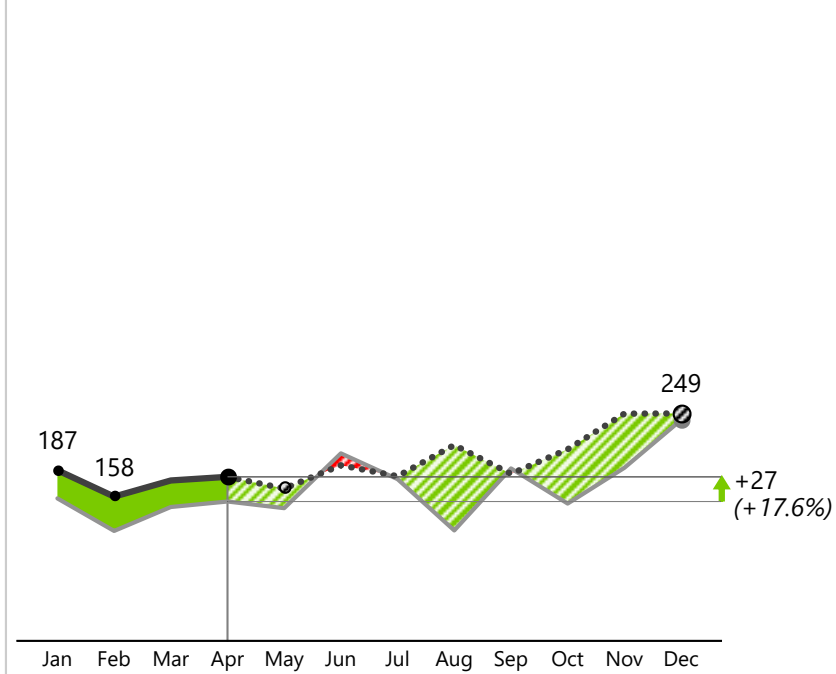


Global departments | Sales by product in KEUR | 2021 LY, AC, FC

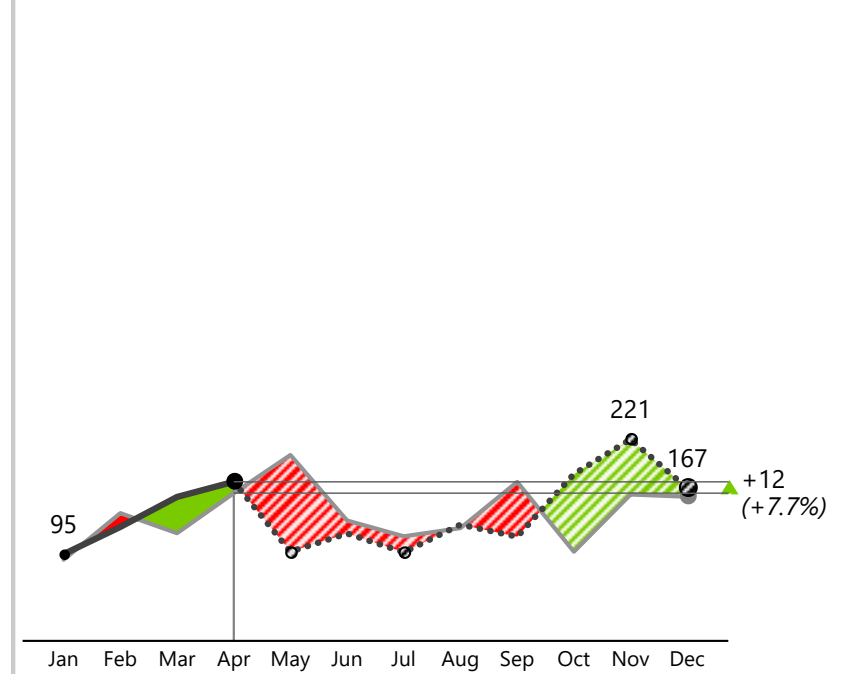
12 flesjes 0,25 liter




6 flesjes á 0,33 liter



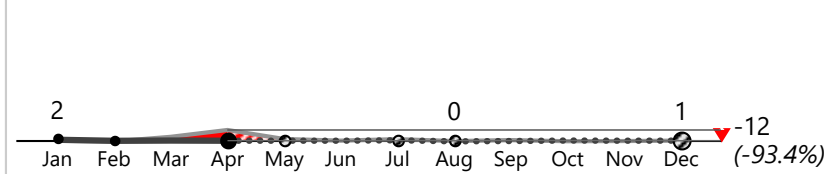
24 flesjes á 0,33 liter




6 blikjes 0,33 liter



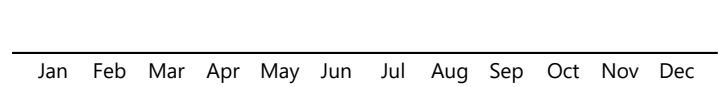
T-shirt



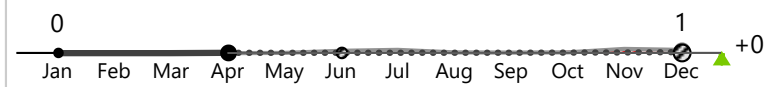
Blik van 0,50 liter




Petje



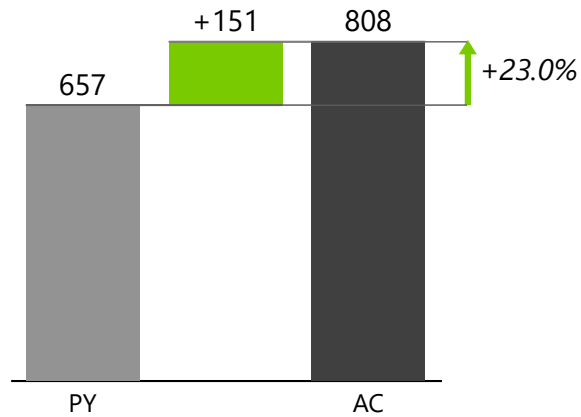
4 blikjes á 0,33 liter



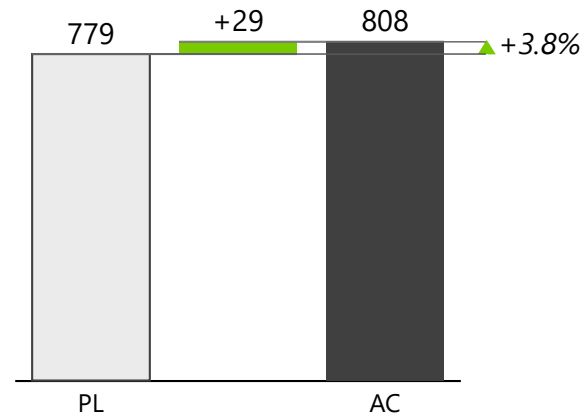


Global departments | Sales in KEUR | 2021 LY, AC, PL, FC, ▲LY, ▲PY, ▲FC

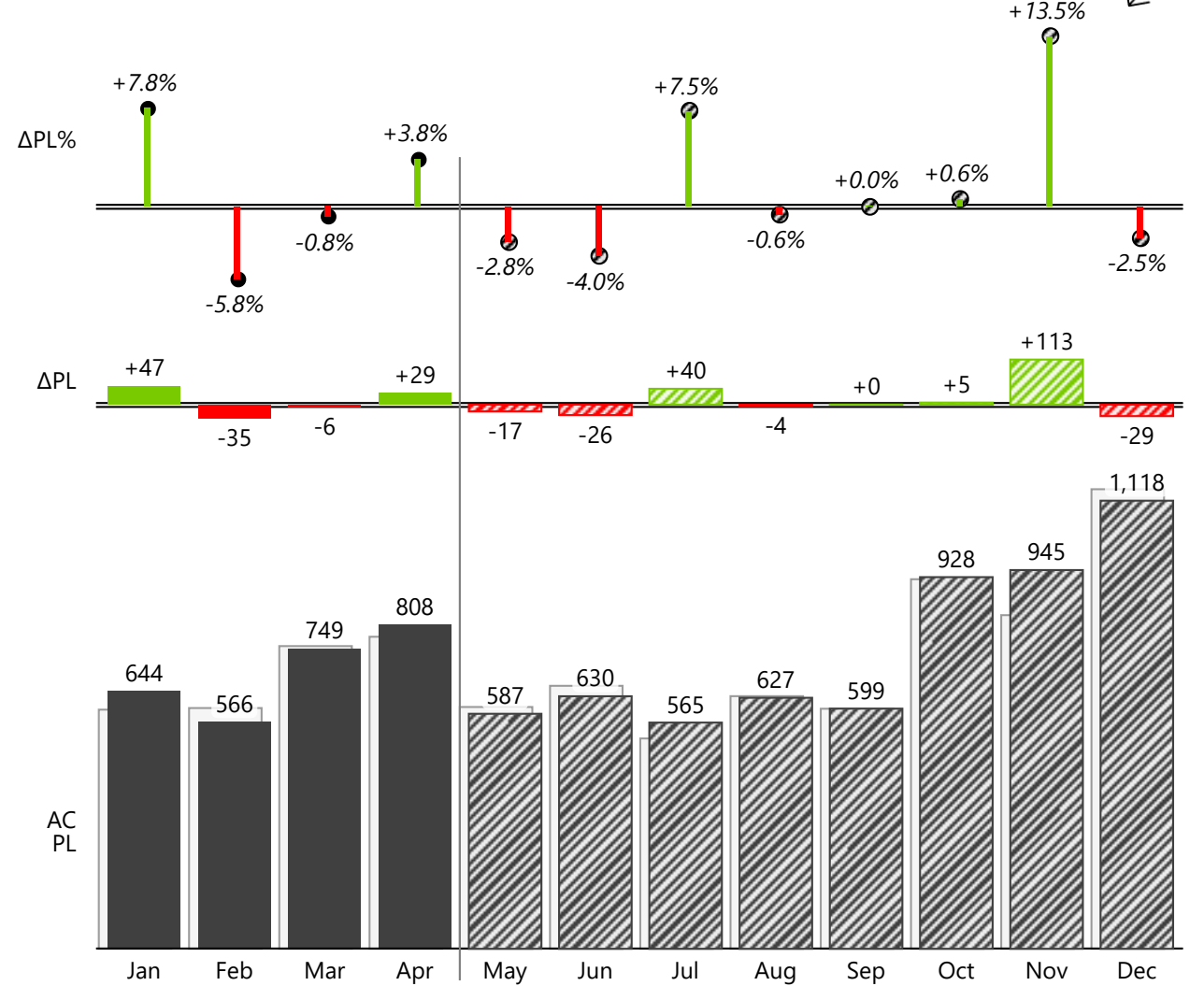
Actual vs Last Year



Actual vs Plan




AC and PL by Month (in K)



AC, PY, PL (in K) by Group (TP)

	PY	AC	PL	ΔPY	ΔPL
Original	295	367	362	+72	+5
Lime	231	271	271	+41	+1
Ginger	66	132	107	+67	+25
Mojito	34	31	33	-3	-2
Virgin 0%	19	6	5	-13	+1
Merchandise	13	1	1	-12	0
Total	657	808	779	+151	+29



ORIGINAL

LIME

VIRGIN 0%

MOJITO

GINGER