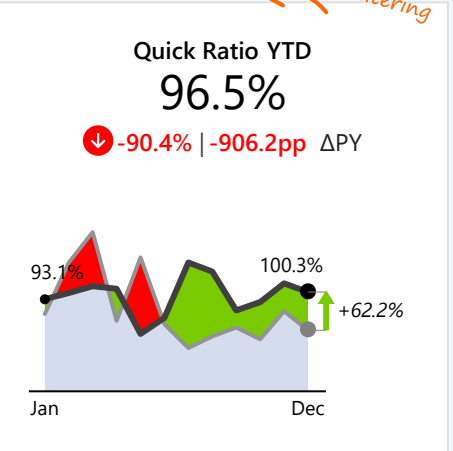
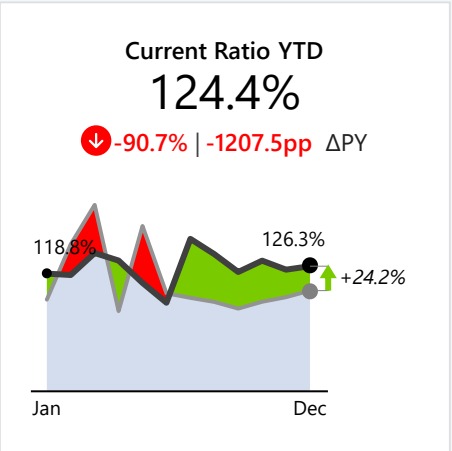
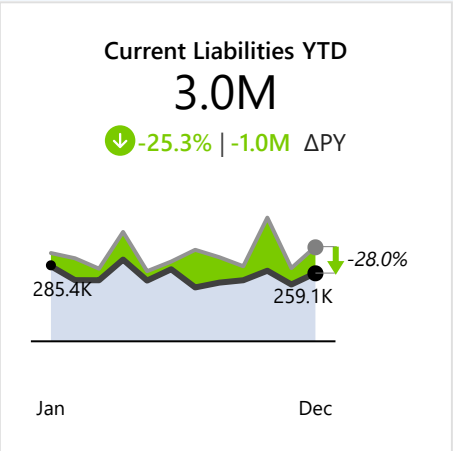
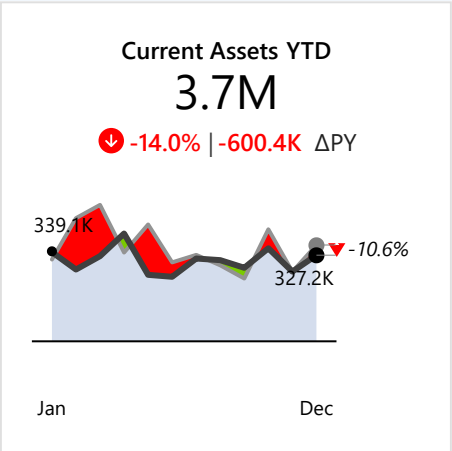


# WORKING CAPITAL DASHBOARD

The Blue Company | Working Capital in kEUR | 2021 AC, PY



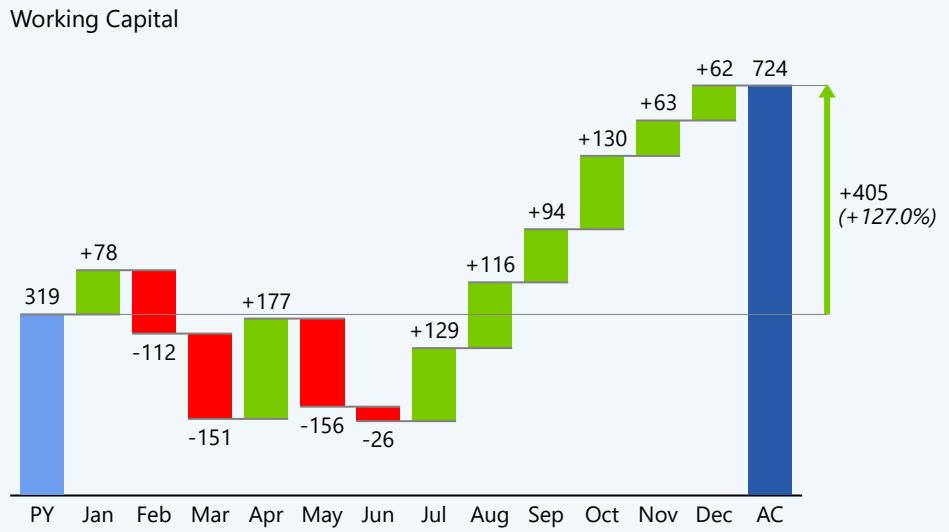
Click on cards for filtering



AC and PY (in K) by Account Type, Item

	PY	AC	ΔPY
Accounts Receivable	981	984	+3
Cash	1,030	868	-163
Inventory	1,103	827	-276
Other Liquid Assets	1,175	1,011	-164
<b>Assets</b>	<b>4,290</b>	<b>3,690</b>	<b>-600</b>
Accounts Payable	-1,236	-1,026	+210
Debt	-1,352	-1,002	+350
Other Current Liabilities	-1,384	-938	+446
<b>Liabilities</b>	<b>-3,971</b>	<b>-2,966</b>	<b>+1,006</b>
<b>Total</b>	<b>319</b>	<b>724</b>	<b>+405</b>

AC and PY by KPI, Month (in K)



# PAYMENTS DASHBOARD

The Blue Company | Payments by customer in kEUR | 2021 AC, PL



Overdue  
**42.6K**

↓ -13.3% | -6.5K ΔPY

Before due  
**941.6K**

• +1.0% | +9.5K ΔPY

Before due %  
**95.7%**

↑ +0.7% | +0.7pp ΔBefore due % PY

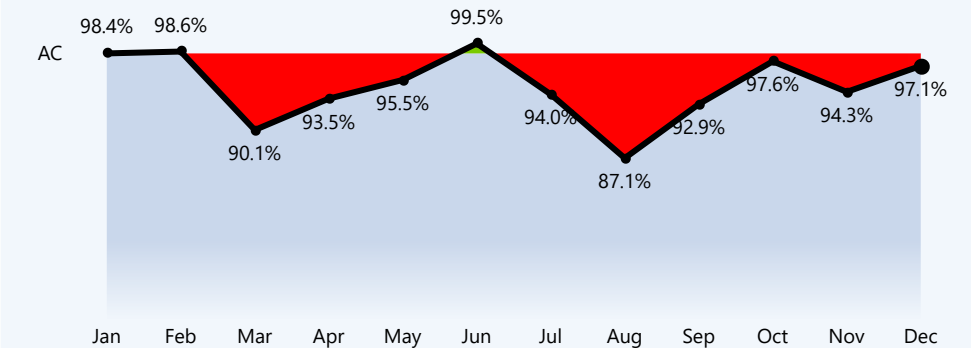
Overdue %  
**4.3%**

↓ -13.5% | -0.7pp ΔOverdue % PY

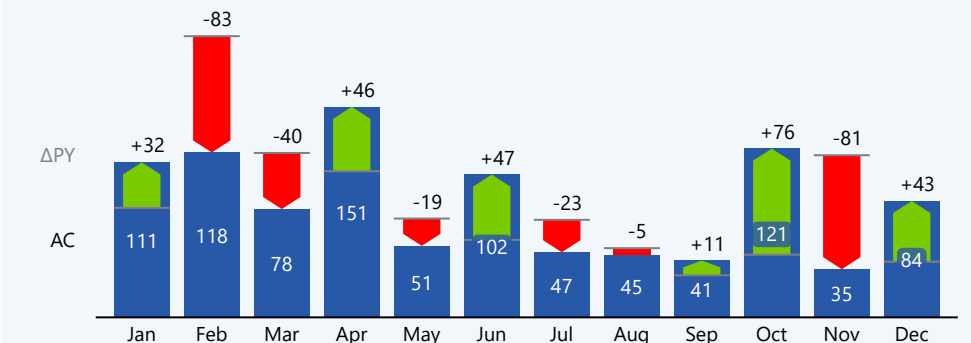
## Due Analysis

Days	Before due	Overdue				Total
		1-29	30-59	60-89	90+	
Casper - Strosin		4.8K	8.5K	6.3K	1.5K	21.1K
Buckridge Group	<b>67.0K</b>					<b>67.0K</b>
Wehner LLC	<b>65.8K</b>					<b>65.8K</b>
Haag, McKenzie and Toy	<b>54.9K</b>					<b>54.9K</b>
Rau - Schmeler	<b>51.7K</b>					<b>51.7K</b>
Dickens - Zemlak	<b>48.3K</b>					<b>48.3K</b>
Weimann and Sons	<b>43.5K</b>					<b>43.5K</b>
Sauer and Sons	<b>23.6K</b>					<b>23.6K</b>
Beier and Sons	<b>17.8K</b>					<b>17.8K</b>
Goyette, Dickens and Lockman	<b>16.6K</b>					<b>16.6K</b>
Farrell, McCullough and Emme...	<b>16.1K</b>					<b>16.1K</b>
Kovacek LLC	<b>15.3K</b>					<b>15.3K</b>
Treutel LLC	<b>14.5K</b>					<b>14.5K</b>
Yost, Gleason and Gulowski	<b>14.3K</b>					<b>14.3K</b>
Mraz - Kessler	<b>13.3K</b>					<b>13.3K</b>
<b>Total</b>	<b>941.6K</b>	<b>9.0K</b>	<b>11.0K</b>	<b>20.5K</b>	<b>2.1K</b>	<b>984.2K</b>

## Before due payments % trend



## AC and PY by Month (in K)



OVERVIEW

PAYMENTS

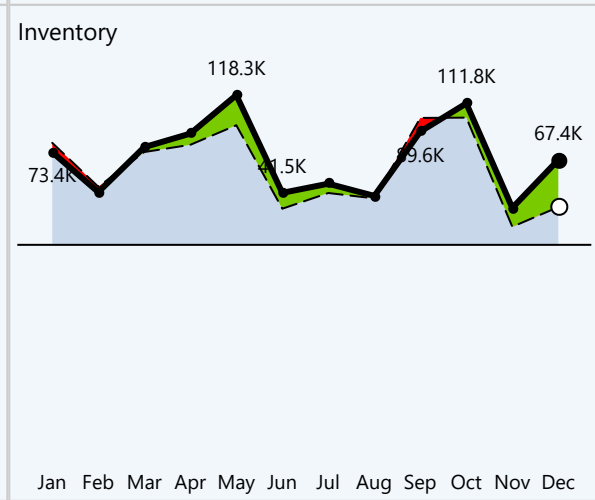
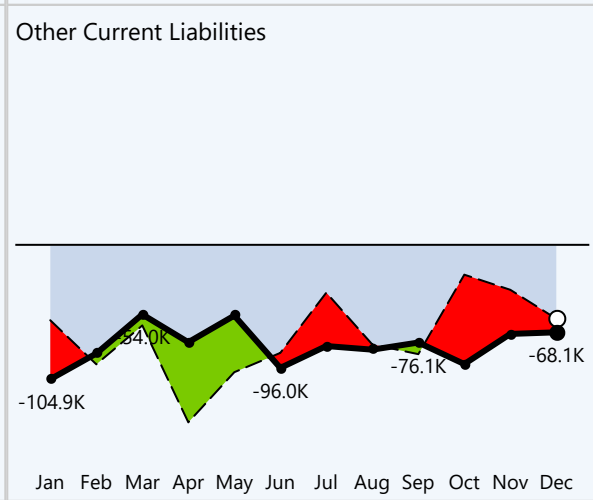
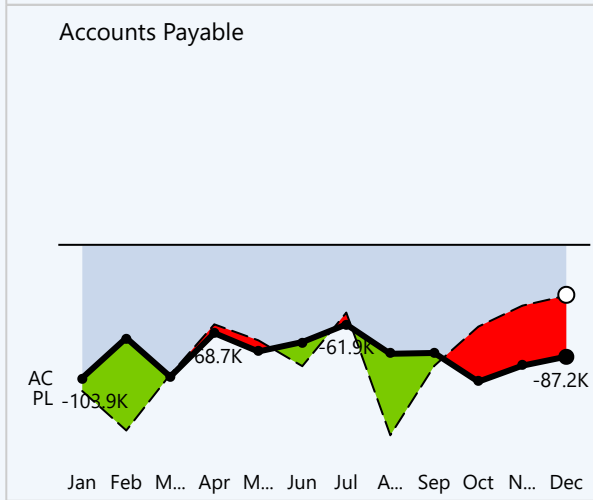
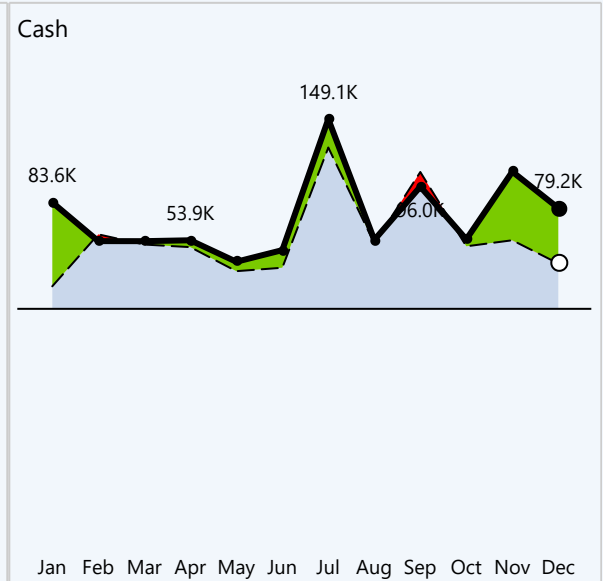
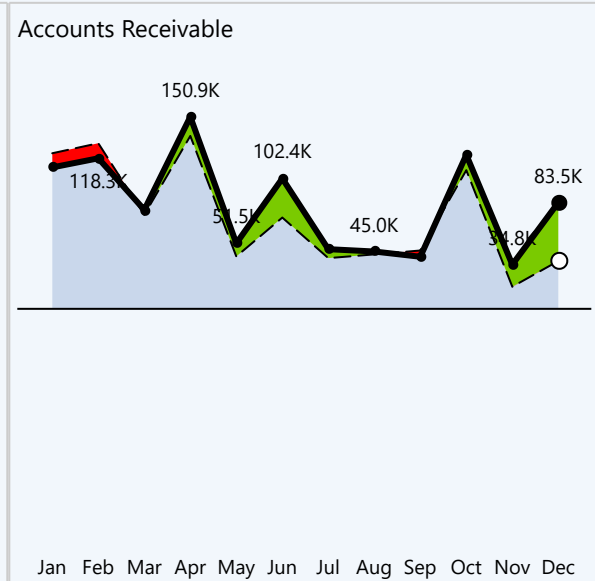
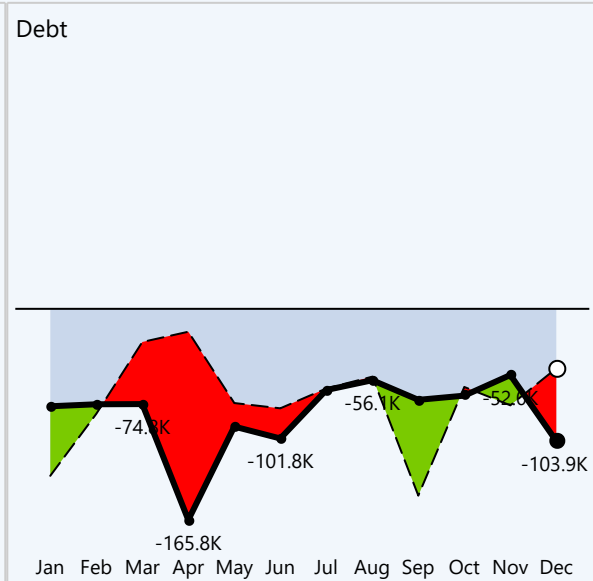
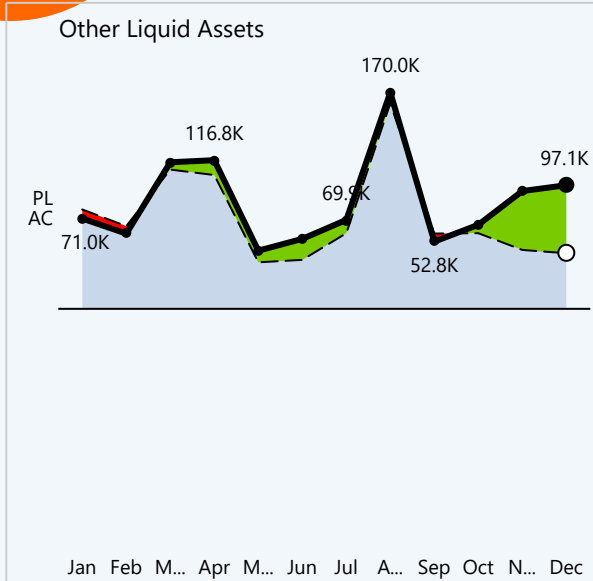
TRENDS

GEO (drill)

START

# TRENDS

The Blue Company | Working Capital trends in kEUR | 2021 AC, PL



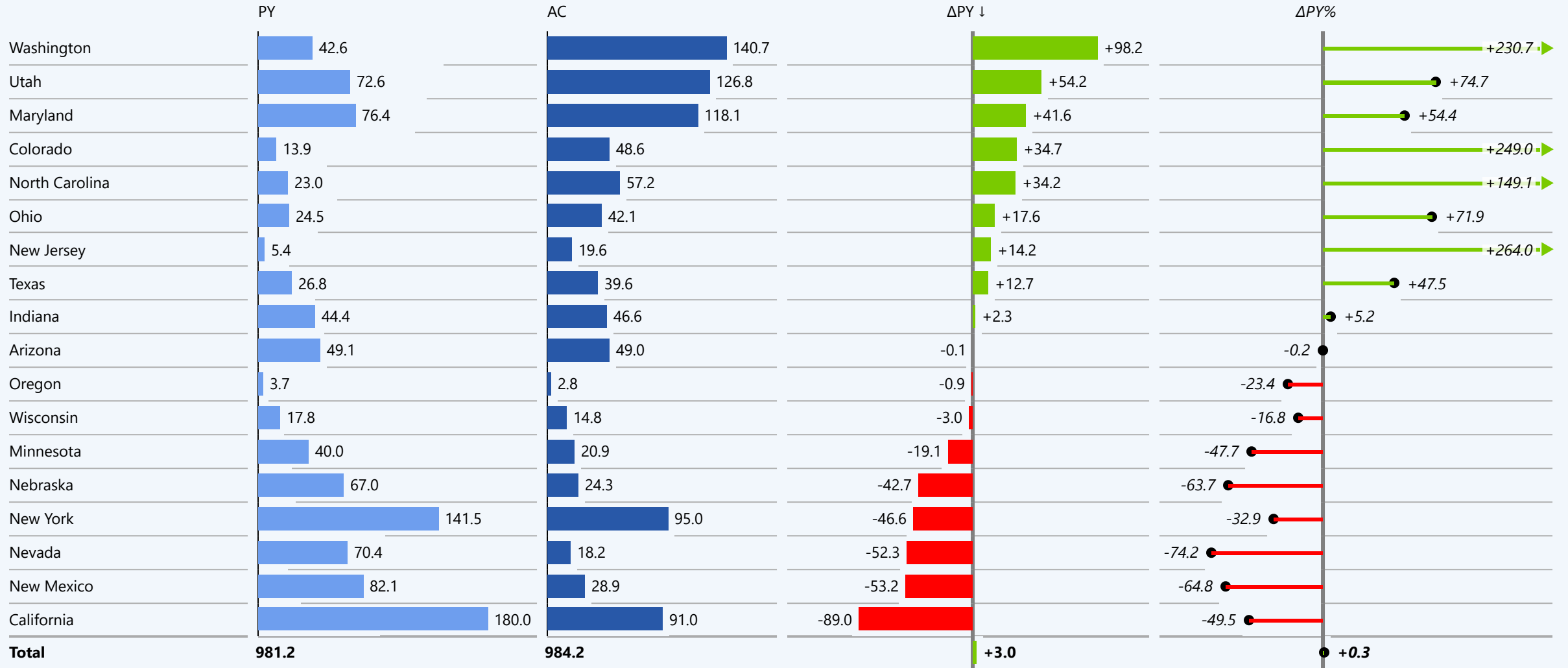


# GEOGRAPHICAL OVERVIEW: Assets | Accounts Receivable

The Blue Company | Working Capital in kEUR | 2021 AC, PY



AC and PY (in K) by State, City





Click for navigation

Power BI template

# WORKING CAPTITAL

Company name: The Blue Company  
Year: 2022

